

Bottle Bag - Free Crochet Pattern (UK terminology)



Materials

50g Jaeger Trinity or any cotton double knitting yarn
3.50 or 4.00 mm hook (depending on yarn)

Finished size (unstretched)

Width = 9.5 cm (3.5")
Length = 12.5 cm (4.75")

Abbreviations

dc double-crochet

1st round Chain 4 (counts as 1 chain and 1 treble). 11 trebles in last chain from hook. Join with a slip-stitch to top of first 3 chain. (12 stitches)

2nd round Chain 3 (counts as 1 treble). 1 treble in same place. 2 trebles in each of the next 11 trebles. Join with a slip-stitch to top of first 3 chain. (24 stitches)

3rd round Chain 1 (does not count as a stitch). 1 dc in next stitch. (Chain 3. Skip next stitch. 1 dc in next stitch.) 11 times. Chain 1. 1 treble in first dc. (12 loops)

4th — 14th rounds (Chain 3. 1 dc in next chain-space.) 11 times. Chain 1. 1 treble in last treble of previous round.

15th round (Chain 2. 1 dc in next chain-space.) 11 times. Chain 2. 1 dc in last treble of previous round.

16th round Chain 1 (does not count as a stitch). (2 dc in next chain-space. 1 dc in next dc.) 12 times. Join with a slip-stitch to first dc. (36 stitches)

17th — 20th rounds Chain 1 (does not count as a stitch). 1 dc in each stitch around. Join with a slip-stitch to first dc. Fasten off after 20th round.

Strap

Foundation chain Loosely chain 17 stitches for each 10 cm (4") of strap required; so for a 140 cm (55") strap, chain 238 (14 x 17 = 238).

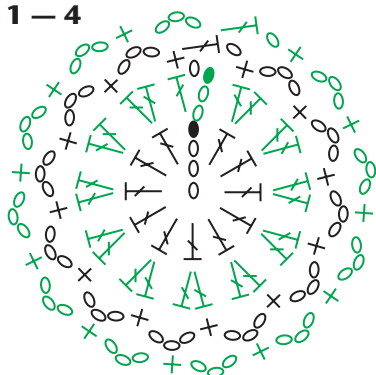
1st row 1 half-treble in 3rd chain from hook and in each chain to end.

2nd row Chain 1. Turn. 1 slip-stitch in each stitch to end. Fasten off.

Making up Sew ends of strap firmly to inside of bag.

Symbol chart

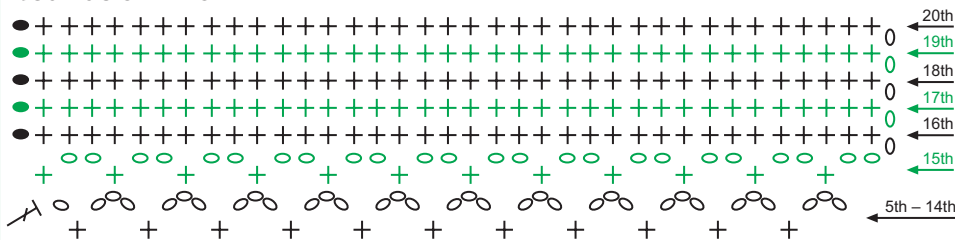
Rounds 1 — 4



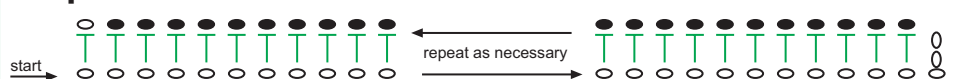
This pattern uses UK terminology. USA crocheters please note:
UK double-crochet = USA single crochet
UK treble = USA double-crochet

Pottage Publishing

Rounds 5 — 20



Strap



● slip-stitch ○ chain + double-crochet T half-treble T treble



Pattern for personal use only. Do not reproduce without permission.

This free pattern is brought to you with the compliments of Pottage Publishing, publishers of **Crochet Unravelled** - the UK's best-selling learn to crochet book for both left-handers and right-handers

Crochet Unravelled:

A clear and concise guide to learning crochet

- Step-by-step exercises
- Fully illustrated for left- and right-handers
- Six projects to make
- Clear instructions and detailed illustrations
- For complete beginners



© Claire Bojczuk 2005 & 2015